

DRAKKAR



TRADITIONAL WOOD FLOOR



2022

CONTACT



+33 (0)545 978 272
DRAKKARBOIS@GMAIL.COM
www.drakkarbois.com

DRAKKAR

Avant la 1ère Guerre Mondiale déjà, les rues de Paris, Londres ou New York étaient pavées de bois de bout du fait de sa résistance exceptionnelle à l'usure, à l'abrasion et au poinçonnement. Ses qualités incomparables lui ont permis de résister à l'épreuve du temps.

LA NAISSANCE D'UNE PASSION...

A la genèse de DRAKKAR, nous avons exploré l'improbable bois de bout. Nous avons mis au point ce concept révolutionnaire des Pavés de Paris, qui permet enfin d'offrir le décor et la robustesse du bois de bout au monde de la décoration.

Il nous a fallu plonger dans les logiques ancestrales et mettre au point de nouveaux savoir-faire pour appréhender les fluctuations dimensionnelles du bois de bout, et ainsi offrir le fleuron des revêtements de sol, alliant la chaleur du bois et la dureté de la pierre.



SUMMARY

SOLID OAK	PAGE 3
SOLID CHESTNUT	PAGE 7
INDUSTRIAL PARQUET	PAGE 9
ENGINEERED OAK	PAGE 11
ENGINEERED END-GRAIN	PAGE 15
PANELS	PAGE 17
LVT	PAGE 19
DECKING	PAGE 21
WOOD DECKING	PAGE 23
MAINTENANCE PRODUCTS & ACCESSORIES	PAGE 25
INSTALLATION & MAINTENANCE	PAGE 41



SOLID OAK



TECHNICAL SHEET

QUALITIES



1ER/1ER BIS



RUSTIC



CAMPAGNE

DESCRIPTION

Traditional solid oak wood floor

DIMENSIONS

Lengths : 500-2500mm:

Widths : 90/105/145/185/205mm

Thicknesses : 14 ou 21mm

FINISH

Unfinished, varnished or oiled (color of your choice)

PREMIUM OAK SOLID

REFERENCE	SPECIES	DIMENSIONS	FINISH	€/SQM
PTCHEPPR1485B	OAK	14x85-90MM	UNFINISHED	90.00
PTCHEPPR14105B	OAK	14x105-135MM	UNFINISHED	105.40
PTCHEPPR21105B	OAK	21x105-115-125MM	UNFINISHED	108.00
PTCHEPPR21145B	OAK	21x145MM	UNFINISHED	130.00
PTCHEPPR21165B	OAK	21x165MM	UNFINISHED	139.00
PTCHEPPR21185B	OAK	21x185-205MM	UNFINISHED	156.00

RUSTIC OAK SOLID

REFERENCE	SPECIES	DIMENSIONS	FINISH	€/SQM
PTCHEPR1485B	OAK	14x85-90MM	UNFINISHED	75.00
PTCHEPR14105B	OAK	14x105-135MM	UNFINISHED	88.00
PTCHEPR21105B	OAK	21x105-115-125MM	UNFINISHED	91.50
PTCHEPR21145B	OAK	21x145MM	UNFINISHED	99.00
PTCHEPR21165B	OAK	21x165MM	UNFINISHED	102.50
PTCHEPR21185B	OAK	21x185-205MM	UNFINISHED	109.00

CAMPAGNE OAK SOLID

REFERENCE	SPECIES	DIMENSIONS	FINISH	€/SQM
PTCHEPC14105B	OAK	14x105-135MM	UNFINISHED	65.50
PTCHEPC21105B	OAK	21x105-115-135MM	UNFINISHED	67.50
PTCHEPC21145B	OAK	21x145MM	UNFINISHED	73.00
PTCHEPC21165B	OAK	21x165MM	UNFINISHED	76.00
PTCHEPC21185B	OAK	21x185-205MM	UNFINISHED	80.00

-added value for varnished finish +11,50€/m²

-added value for oiled finish +9€/m²

TECHNICAL SHEET

QUALITIES




PREMIUM



RUSTIC

ASPECT



HERRINGBONE

DESCRIPTION

Herring-bone oak solid

FINISH

Unfinished or oiled (color of your choice)

DIMENSIONS

Lenghts : 350-600mm
Widths : 70mm ou 90mm
Thickness : 14 ou 21mm

HERRINGBONE PREMIUM OAK

REFERENCE	SPECIES	DIMENSIONS	FINISH	€/SQM
PTCHEPRBR7014B	OAK	70MM X 350-600MM ÉP14MM	UNFINISHED	ON REQUEST
PTCHEPRBR9014B	OAK	90MM X 350-600MM ÉP 14MM	UNFINISHED	ON REQUEST
PTCHEPRBR7021B	OAK	70MM X 350-600MM ÉP21MM	UNFINISHED	ON REQUEST
PTCHEPRBR9021B	OAK	90MM X 350-600MM ÉP 21MM	UNFINISHED	ON REQUEST

HERRING-BONES RUSTIC OAK


REFERENCE	SPECIES	DIMENSIONS	FINISH	€/SQM
PTCHERUBR7014B	OAK	70MM X 350-600MM ÉP14MM	UNFINISHED	ON REQUEST
PTCHERUBR9014B	OAK	90MM X 350-600MM ÉP 14MM	UNFINISHED	ON REQUEST
PTCHERUBR7021B	OAK	70MM X 350-600MM ÉP21MM	UNFINISHED	ON REQUEST
PTCHERUBR9021B	OAK	90MM X 350-600MM ÉP 21MM	UNFINISHED	ON REQUEST

Finish vernished added-value +11,5€/


Finish oiled added-value +9€/m²

TECHICAL SHEET

QUALITIES

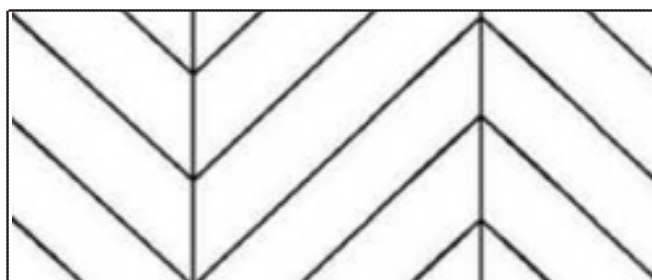


PREMIUM



RUSTIC

ASPECT



CHEVRON

DESCRIPTION

DIMENSIONS

Lengths :	400-700mm
Widths :	70mm or 90mm
Thicknesses :	14 or 21mm

FINISH

Unfinished or oiled (color oft your choices)

OAK PREMIUM CHEVRON

REFERENCE	SPECIES	DIMENSIONS	FINISH	€/SQM
PTCHEPRPDH7014B	OAK	70MM X 400-700MM ÉP14MM	UNFINISHED	ON REQUEST
PTCHEPRPDH9014B	OAK	90MM X 400-700MM ÉP 14MM	UNFINISHED	ON REQUEST
PTCHEPRPDH7021B	OAK	70MM X 400-700MM ÉP21MM	UNFINISHED	ON REQUEST
PTCHEPRPDH9021B	OAK	90MM X 400-700MM ÉP 21MM	UNFINISHED	ON REQUEST

RUSTIC OAK CHEVRON

REFERENCE	SPECIES	DIMENSIONS	FINISH	€/SQM
PTCHERUPDH7014B	OAK	70MM X 400-700MM ÉP14MM	UNFINISHED	ON REQUEST
PTCHERUPDH9014B	OAK	90MM X 400-700MM ÉP 14MM	UNFINISHED	ON REQUEST
PTCHERUPDH7021B	OAK	70MM X 400-700MM ÉP21MM	UNFINISHED	ON REQUEST
PTCHERUPDH9021B	OAK	90MM X 400-700MM ÉP 21MM	UNFINISHED	ON REQUEST

Finish vernished added-value +11,5€/

Finish oiled added-value +9€/m²

SOLID CHESTNUT



TECHNICAL SHEET

GRADES

A

No defect

B

Small knots few in number, little noticeable related

C

Nodes more numerous sound and adherent.

D

Numerous knots, checks, machining imperfections

DESCRIPTION

Traditional wood floor in solid chestnut planks to glue (14mm) or nail (23mm)

SOLID CHESTNUT

REFERENCE	SPECIES	DIMENSIONS	QUALITY	FINISH	€/SQM
PTCHAAAB7014	CHESTNUT	70x14x300-1200	A/B	UNFINISHED	ON REQUEST
PTCHAAAB10014	CHESTNUT	100x14x300-1200	A/B	UNFINISHED	ON REQUEST
PTCHAAAB12014	CHESTNUT	120x14x300-1200	A/B	UNFINISHED	ON REQUEST

SOLID CHESTNUT

REFERENCE	SPECIES	DIMENSIONS	GRADE	FINISH	€/SQM
PTCHAA7023	CHESTNUT	70x23x300-1200	A	UNFINISHED	ON REQUEST
PTCHAAAB7023	CHESTNUT	70x23x300-1200	A/B	UNFINISHED	ON REQUEST
PTCHAB7023	CHESTNUT	70x23x300-1200	B	UNFINISHED	ON REQUEST
PTCHAC7023	CHESTNUT	70x23x300-1200	C	UNFINISHED	ON REQUEST
PTCHAD7023	CHESTNUT	70x23x300-1200	D	UNFINISHED	ON REQUEST
PTCHAAABC10023	CHESTNUT	100x23x300-1200	A/B/C	UNFINISHED	ON REQUEST
PTCHAAABC12023	CHESTNUT	120x23x300-1200	A/B/C	UNFINISHED	ON REQUEST


varnish finish added-value+11,5€/m²oil finish added-value +9€/m²

INDUSTRIAL WOOD FLOOR




TECHNICAL SHEET


SPECIES



URUPAU




RADO



IRARI



TAJIBO



TARARA AMARILLO

DESCRIPTION

Industrial wood floor

FINISH

Unfinished (finishing to be done on site)

DIMENSIONS

- Length 160mm X thickness 8mm X thickness 22mm
- Longueur 250mm X largeur 22mm X épaisseur 14mm

INDUSTRIAL WOOD FLOOR

REFERENCE	SPECIES	DIMENSIONS	FINISH	€/SQM
BSCCUR160822	CURUPAU	160x8x22mm	UNFINISHED	ON REQUEST
BSCCUR2502214	CURUPAU	250x22x14mm	UNFINISHED	ON REQUEST
BSCMOR160822	MORADO	160x8x22mm	UNFINISHED	ON REQUEST
BSCMOR2502214	MORADO	250x22x14mm	UNFINISHED	ON REQUEST
BSCSIR160822	SIRARI	160x8x22mm	UNFINISHED	ON REQUEST
BSCSIR2502214	SIRARI	250x22x14mm	BRUTE	ON REQUEST
BSCTAJ160822	TAJIBO	160x8x22mm	UNFINISHED	ON REQUEST
BSCTAJ2502214	TAJIBO	250x22x14mm	UNFINISHED	ON REQUEST
BSCTAR160822	TARARA	160x8x22mm	UNFINISHED	ON REQUEST
BSCTAR2502214	TARARA	250x22x14mm	UNFINISHED	ON REQUEST

ENGINEERED WOOD FLOOR



TECHNICAL SHEET

ASPECT



RUSTIC GRADE A

DESCRIPTION

top layer oak, birch plywood

DIMENSIONS

12/3mmx160mmx 400-1500mm

GRADE

rustic A

FINISH

Unfinished or oiled (color of your choice)

ENGINEERED OAK 12/3X160X400-1500MM

REFERENCE	SPECIES	GRADE	FINISH	€/SQM
PTCC123160INP00	OAK	RUSTIC/CAM-PAIGN	UNFINISHED	48.00
PTCC123160INP01	OAK	RUSTIC/CAM-PAIGN	OILED COLOR OF YOUR CHOICE	66.00
PTCC123160INP02	OAK	RUSTIC/CAM-PAIGN	UNFINISHED	66.00


COLORS




ASH GREY



BISCUIT



BLACK



CASHMERE BROWN



CHARCOAL



FROST GREEN



GRIS BELGE



HAVANNA



JAUNE PAILLE



NORDIC BLUE



PEACOCK GREEN



MORNING MIST

COLORS



GREY+B



WHITE+B



PRUNE



ROUGE BORDEAUX



ROUGE CORAIL



SAPHIR



SMOKE 5%



SUPERWHITE




TRANSAPRENT

GIANT



TECHNICAL SHEET

ASPECT




COEUR




BLANC



BOURBON




CHOCOLAT



CIRÉ FUMÉ



INVISIBLE



NOIR



TRANSPARENT

DESCRIPTION

End-grain oak floor engineered in plank or woodblocks
Chamfered, grooves and tongues.

FINISH

Unfinished or oiled (color of your choices)

DIMENSIONS

Panel : 173mmX173mmx16mm (4,2mm)

GIANT 173X173X16MM

REFERENCE	SPECIES	ASPECT	FINISH	€/SQM
BDBGIANTC00	OAK	COEUR	UNFINISHED	ON REQUEST
BDBGIANTCXX	OAK	COEUR	OILED COLOR OF YOUR CHOICE	ON REQUEST

ENGINEERED WOOD PANELS



TECHNICAL SHEET


ASPECTS



VERSAILLES



RENAISSANCE



ART DÉCO

DESCRIPTION

Semi solid wood panels integrated, birch plywood

FINISH

Unfinished or oiled

VERSAILLES

REFERENCE	SPECIES	DIMENSIONS	FINISH	€/SQM
PANVECHE00	OAK	800x800x15(3)MM	UNFINISHED	ON REQUEST
PANVECHEXX	OAK	800x800x15(3)MM	OILED	ON REQUEST

RENAISSANCE

REFERENCE	SPECIES	DIMENSIONS	FINISH	€/SQM
BDBRECHEP00	OAK	545x545x26MM	UNFINISHED	ON REQUEST
BDBRECHEPXX	OAK	545x545x26MM	OILED	ON REQUEST


ART-DÉCO

REFERENCE	SPECIES	DIMENSIONS	FINISH	€/SQM
PANARTCHE00	OAK	800x800x15(3)MM	UNFINISHED	ON REQUEST
PANARTCHEXX	OAK	800x800x15(3)MM	OILED	ON REQUEST


LVT




COLORS




ACIER




ALUMINIUM




BRONZE



DORÉ



NOX



TITANE

DESCRIPTION

Imitation wood pvc tiles

ASPECT

brushed

DIMENSIONS

length : 1210mm

width : 177mm

thickness : 4.5mm or 5mm

LVT ROC

REFERENCE	COLOR	DIMENSIONS	ASPECT	€/SQM
LVTRACI304	ACIER	1210X177X4.5MM	BRUSHED	34.60
LVTRALU311	ALUMINIUM	1210X177X4.5MM	BRUSHED	34.60
LVTRBRO307	BRONZE	1210X177X4.5MM	BRUSHED	34.60
LVTRDOR	DORÉ	1210X177X4.5MM	BRUSHED	34.60
LVTRINO310	INOX	1210X177X4.5MM	BRUSHED	34.60
LVTRTIT302	TITANE	1210X177X4.5MM	BRUSHED	34.60

DECKING COMPOSITE



TECHNICAL SHEET


COLORS




TABAC




GRIS




TRUFFE



TAUPE



SAHARA



GRIS LIN

DESCRIPTION

Composite plank screw-in reversible

ASPECT

Smooth or grooved

DIMENSIONS

Length : 3600mm
Width : 138mm
Thickness: 20mm

DECKING COMPOSITE

REFERENCE	COLOR	DIMENSIONS	ASPECT	€/SQM
TCTAB138203600	TABAC	138x20x3600MM	SMOOTH OR GROOVED FACE	ON REQUEST
TCGR1138203600	GRIS	138x20x3600MM	SMOOTH OR GROOVED FACE	ON REQUEST
TCTRU138203600	TRUFFE	138x20x3600MM	SMOOTH OR GROOVED FACE	ON REQUEST
TCTAU138203600	TAUPE	138x20x3600MM	SMOOTH OR GROOVED FACE	ON REQUEST
TCSAH138203600	SAHARA	138x20x3600MM	SMOOTH OR GROOVED FACE	ON REQUEST
TCGR-LIN138203600	GRIS LIN	138x20x3600MM	SMOOTH OR GROOVED FACE	ON REQUEST

INSTALLATION ACCESSORIES


REFERENCE	TYPE	DIMENSIONS	COLOR	€ HT
VIS6345	SCREW BOX	63MMx4.5MM	MATCHING THE PLANKS	36.40

WOOD DECKING




TECHNICAL SHEET


SPECIES




CUMARU




MERBAU



PADOUK



IPE



TEAK

PROFILE



DIMENSIONS

Length : 2000/2400mm
Width : 100mm
Thickness : 20mm

DESCRIPTION

Our exceptional wood species: Padouk, Merbau, Ipé, Teck, Cumaru were chosen for their technical characteristics perfectly suited to the most varied and variable climatic conditions. The fixing is a revolutionary system allowing an installation of the planks without any visible screws.

WOOD DECKING

REFERENCE	SPECIES	DIMENSIONS	TYPE OF POSE	€/SQM
TBCUM20100	CUMARU	20x100	CLIP	ON DEMAND
TBMER20100	MERBAU	20x100	CLIP	ON DEMAND
TBPAD20100	PADOUK	20x100	CLIP	ON DEMAND
TNIPE20100	IPÉ	20x100	CLIP	ON DEMAND
TBTec20100	TECK	20x96	CLIP	ON DEMAND

INSTALLATION ACCESSORIES

REFERENCE	TYPE	DESCRIPTIVE	INFO	€ HT
CPFIX	CLIP OF FIXA-TION	250 PIECES PER-BOXES	25 PIECES PER M ²	137,50€ HT THE BOX
VIS425	STAINLESS STEEL SCREWS A2 4X25MM	200 PIECE PER BOXES	50 PIECES PER M ²	10,40€ THE BOX
LAM4060	LAMBOURDES	40X60X1600-2000-2400MM	4 SMOOTH FACES	6,00 € THE LI-NEAR METER

ENTRETIEN ET



ACCESSOIRES



PRÉPARATION



Tannin Remover removes tannin stains that may appear over time.

- ready to use
- colorless
- can be used without water
- can be used on untreated wood tannic, oiled or waxed

USER INSTRUCTIONS:

- Spray Tannin Remover on the spot or stain, allow several minutes for absorption, use a damp cloth to remove the stain.
- For stubborn stains, repeat the process until the desired result is achieved
- Allow the surface area to dry. If the protection is damaged; treat the surface again with the initial finish.

To be used only on tannic woods
To be used only in local application
Do not leave a cloth soaked in product on the treated surface to avoid streaks

The product can be stored for 24 months in a dry environment and in its original packaging. Protect from frost and moisture.

PACKAGING :

TANNIN REMOVER

REFERENCE	TYPE	CAPACITY	€/PIECE
ENTTAN500ML	TANNIN REMOVER	500ML	12.10

GAP FILLING



Used indoors, this wood filler is very easy to sand and is free from shrinkage on drying. 100% compatible with our oils..

- quick curing
- ecological
- shrink proof
- eco friendly
- easysanding

USER INSTRUCTIONS:

- apply on a clean, dry surface
- mix 5 parts of Woodfiller with 2 parts of water to form a paste. Once the mixture is made, the product can be used for 30 minutes at a temperature of 20 ° C.
- can be sanded after approx. 2 hours at 20 ° C at 40% relative humidity.
- may bulge slightly while drying.

Always use a stainless steel tool

Apply Woodfiller in the interstices before the final sanding in order to have an even surface finish.

Define the correct product color in correlation with the color of the wood.

The product can be stored for 24 months in a dry environment and in its original packaging. Protect from frost and moisture.

PACKAGING :

- 500 GRAMMES
- 5 WEIGHT

WOOD FILLER

REFERENCE	DESCRIPTION	COLOR	CAPACITY	€/PIECE
WOODFQDARUB500 WOODFQDARUB5000	WOOD FILLER	CLAIR	500G 5KG	25.00 190.00
WOODFQMERUB500 WOODFQMERB5000	WOOD FILLER	MEDIUM	500G 5KG	25.00 190.00
WOODFQLIRUB500 WOODFQLIRUB5000	WOOD FILLER	CLAIR	500G 5KG	25.00 190.00

FINISHING OIL












Ecological monocoat oil with molecular binding to finish and treat interior woods.
Perfect for high traffic areas, stairs, working surface and furniture.



USER INSTRUCTION:

- Apply on unfinished wood, clean and sane, free from other finishes. After sanding the surface properly, vacuum carefully. Dust the surface. This step is mandatory for a good hold of the finish.
- Using a blender, stir the oil well to homogenize the pigments. In a bucket, mix the oil and the accelerator, respecting a ratio of 3 volumes of oil to 1 volume of hardener. Stir for 1 to 2 minutes.
- Apply a small amount using a sponge or a polishing machin. Work in areas of 5 to 10 m2. Leave on for a few minutes.
- Wipe off excess carefully with a cloth or a polishing machin. The surface should be dry to the touch after wiping.

COLORING :



CONSUMPTION : 30 TO 50 SQUARE METERS PER LITER

PACKAGING :

- DUO BOXES OF 350 ML :RMC OIL PLUS 2C 275 ML + RMC ACCELERATOR 75 ML
- DUO BOXES OF 1.3 L :RMC OIL PLUS 2C 1 L + RMC ACCELERATOR 0.3 L
- DUO BOXES OF 3.5 L :RMC OIL PLUS 2C 2.750 L + RMC ACCELERATOR 0.750 L

FINISHING OILS LIST

FINISHING OILS

REFERENCE	DESCRIPTION	COLORS	CAPACITY	€/PIECE
ENTHUIPIG35006 ENTHUIPIG130006 ENTHUIPIG350006	OILED	ACAJOU	350ML 1.3L 3.5L	70.00 190.00 400.00
ENTHUIPIG35014 ENTHUIPIG130014 ENTHUIPIG350014	OILED	BÉTON	350ML 1.3L 3.5L	70.00 190.00 400.00
ENTHUIPIG35017 ENTHUIPIG130017 ENTHUIPIG350017	OILED	BLANC	350ML 1.3L 3.5L	70.00 190.00 400.00
ENTHUIPIG35018 ENTHUIPIG130018 ENTHUIPIG350018	OILED	BLANC CÉRUSÉ	350ML 1.3L 3.5L	70.00 190.00 400.00
ENTHUIPIG35005 ENTHUIPIG130005 ENTHUIPIG350005	OILED	BOURBON	350ML 1.3L 3.5L	70.00 190.00 400.00
ENTHUIPIG35011 ENTHUIPIG130011 ENTHUIPIG350011	OILED	CHOCOLAT	350ML 1.3L 3.5L	70.00 190.00 400.00
ENTHUIPIG35012 ENTHUIPIG130012 ENTHUIPIG350012	OILED	CIRÉ FUMÉ	350ML 1.3L 3.5L	70.00 190.00 400.00
ENTHUIPIG35007 ENTHUIPIG130007 ENTHUIPIG350007	OILED	DÉSIR	350ML 1.3L 3.5L	70.00 190.00 400.00
ENTHUIPIG35004 ENTHUIPIG130004 ENTHUIPIG350004	OILED	DORÉ	350ML 1.3L 3.5L	70.00 190.00 400.00
ENTHUIPIG35013 ENTHUIPIG130013 ENTHUIPIG350013	OILED	ÉQUILIBRE	350ML 1.3L 3.5L	70.00 190.00 400.00
ENTHUIPIG35016 ENTHUIPIG130016 ENTHUIPIG350016	OILED	GRIS CLAIR	350ML 1.3L 3.5L	70.00 190.00 400.00
ENTHUIPIG35015 ENTHUIPIG130015 ENTHUIPIG350015	OILED	GRIS FLAMANT	350ML 1.3L 3.5L	70.00 190.00 400.00
ENTHUIPIG35009 ENTHUIPIG130009 ENTHUIPIG350009	OILED	GRIS TAUPE	350ML 1.3L 3.5L	70.00 190.00 400.00
ENTHUIPIG35003 ENTHUIPIG130003 ENTHUIPIG350003	OILED	INVISIBLE	350ML 1.3L 3.5L	70.00 190.00 400.00
ENTHUIPIG35010 ENTHUIPIG130010 ENTHUIPIG350010	OILED	NOIR	350ML 1.3L 3.5L	70.00 190.00 400.00
ENTHUIPIG35012 ENTHUIPIG130012 ENTHUIPIG350012	OILED	NOIR INTENSE	350ML 1.3L 3.5L	70.00 190.00 400.00
ENTHUIPIG35001 ENTHUIPIG130001 ENTHUIPIG350001	OILED	TRANSPARENT	350ML 1.3L 3.5L	65.00 180.00 400.00
ENTHUIPIG35002 ENTHUIPIG130002 ENTHUIPIG350002	OILED	VANILLE	350ML 1.3L 3.5L	70.00 190.00 400.00

SPECIFIC CLEANING



Degreasing spray is a product for removing grease stains on a surface treated with our oils. We recommend that you apply this product immediately after the stain appears, to prevent the grease from sticking to the floor. Degreaser Spray is also used to remove black marks left by the soles of shoes.

- Ready to use
- Very concentrated

USER INSTRUCTIONS:

- Spray RMC Grease Remover Spray on a microfiber cloth and rub gently in circular motions, until the stain disappears.
- Once this operation is complete, clean with the Interior Soap Spray.

To remove stubborn stains, we recommend repeating this operation until the desired result is obtained.

Can be used on other surfaces. We advise you to do a preliminary test. Do not dilute.

PACKAGING :

• 500 ML

GREASE REMOVER

REFERENCE	TYPE	CAPACITY	€/PIECE
ENTSPRDEG500ML	DEGREASING SPRAY	500ML	32.00

REGULAR CLEANING



Concentrated interior soap is an ecological soap to be diluted in water, specially developed for the maintenance of surfaces treated with our oils.

This soap allows the characteristics of our oils to be preserved over time. Very effective also on other supports: varnished parquet, laminate, tiling, linoleum, kitchen, bathroom ...

USER INSTRUCTIONS:

- Dust the surface
- Dilute 3 capfuls of product in 3 liters of water. Never use pure
- Clean with a microfiber rinsed frequently with clean water. Then let dry without rinsing for about 15 minutes.

Do not leave water on the ground. Slightly humidify it the floor! Do not walk on the ground until it is completely dry.

Refill the spray: fill with water then add 1/2 capful of concentrated interior soap

A 500 ml bottle of concentrated interior soap represents approximately 150 refills for the ecopspray!

PACKAGING :

• 500 ML

CONCENTRATED SOAP

REFERENCE	TYPE	CAPACITY	€/PIECE
ENTSAVCON500ML	CONCENTRATED SOAP	500ML TO DILUTE	25.00

REGULAR CLEANING



Interior soap spray is an ecological ready-to-use soap specially developed for the maintenance of surfaces treated with our oils.

This soap allows the characteristics of our oils to be preserved over time. Very effective also on other supports: varnished parquet, laminate, tiling, linoleum, kitchen, bathroom ...

USER INSTRUCTIONS:

- Dust the surface and spray directly on the surface to be cleaned.
- Clean with a microfiber rinsed frequently with clean water.
- No need to rinse, let dry for about 15 minutes

Do not leave water on the ground, just humidify it !
 Do not walk on the ground until it is completely dry
 Refill the spray , fill with water the add 1/2 capful of concentrated interior soap

PACKAGING:

• 500 ML

SOAP SPRAY

REFERENCE	TYPE	CAPACITY	€/PIECE
ENTSAV500ML	SOAP SPRAY	500ML	22.00

REGENERATING MAINTENANCE



Refresh'eco revitalizes and restores silkiness to surfaces treated with oils. Restores shine to all oiled finishes, quick and easy to use. Colorless product suitable for all colors.

USER INSTRUCTIONS:

- Clean the surface perfectly with Interior Soap
- let dry
- Spray a small amount of Refresh'eco on the surface and distribute with a microfiber in the direction of the wood fibers
- Leave to dry for about an hour

Consumption: + / - 100 m²/ L

NB : apply before the color of the oil is gone. If the abrasion shows bare wood, reuse the original oil to repair the support before using Refresh'eco. The frequency of use depends on the use of the surface

PACKAGING :

• 500 ML

REFRESH'ÉCO

REFERENCE	TYPE	CAPACITY	€/PIECE
ENTREFEC500ML	REFRESH'ÉCO	500ML	56.00

PROTECTIVE MAINTENANCE



Universal Metallizer is a maintenance over-oil used to reinforce the protection of oiled woods.

it is applicable to all oils on the market. Universal metallizer is recommended (applicable 24-36 hours after the protective oil has dried) for surfaces subject to heavy traffic, for damp rooms and workb surface.

This product is transparent, it does not change the color of the wood.

- Ready to use
- 0% of VOC !
- Does not contain water or solvents
- Applicable to all oils on the market
- Reinforces the protection of oiled surfaces
- Let the wood breath

USER INSTRUCTIONS:

- On a clean surface, distribute a small amount of Universal Metallizer
- Leave on for 5 minutes
- Wipe off any excess product
- Leave to dry for 12 hours

Productivity: 1 L = +/- 200 m²

PACKAGING:

- 500ML
- 5L

METALLIZING

REFERENCE	TYPE	CAPACITY	€/PIECE
ENTMETTRANS500ML	METALLIZING	500ML	100.00
ENTMETTRANS5000ML		2.5L	500.00

COMPRESSION STRIP



The compression strip must be used in carrying out the so-called «compression» installation. It is strongly recommended in other types of installation (glued).

- Roll of 5 linear meters
- Allows the skirting board to be installed before the floors
- Ensures the creation of sufficient expansion spaces at the edge of the room
- Avoid the uses of wedges
- Thickness 20mm

USER INSTRUCTIONS:

- Position the compression joint at the edge of the room against the walls.
- Position the skirting board on top, leaving the thickness of a business card between the gasket and the skirting board
- Install the parquet by compressing the joint

COMPRESSION STRIP

REFERENCE	TYPE	PACKAGING	€/PIECE
ACCJC5ML	INSTALLATION ACCESSORY	ROLL OF 5M LINEAR	23.00

EXPANSION STRIP



The expansion strip makes it possible to compensate for the dimensional variations of the wood in a bad controlled environment.

- Roll of 5 linear meter
- Ensures the creation of sufficient expansion space in the middle of the room
- Thickness 20mm

USER INSTRUCTIONS:

- Position the expansion joint between 2 rows of parquet slabs to compensate for dimensional variations in the wood in the event that humidity or temperature is not perfectly controlled

COMPRESSION STRIPS

REFERENCE	TYPE	PACKAGING	€/PIECE
ACCJD5ML	ACCESSOIRE DE POSE	ROLL OF 5M LINEAR	35.00

SIKA ADHESIVE CARTRIDGE 600



Flexible adhesive mono-component for gluing end-grain wood into blocks

- Mono-component, ready to use
- Polymerization quick and without bubbles
- Solvent free and odorless
- Without water, does not cause swelling of the parquet.

SIKA ADHESIVE CARTOUCHE 600ML

REFERENCE	TYPE	CAPACITY	€/PIECE
ACCSIKAADH600ML	INSTALLATION ACCESSORY	600ML	12.00

SPATULABLE SIKA ADHESIVE



One-component flexible adhesive for full gluing.

- Mono-component, ready to use
- Polymerization quick and without bubbles
- Solvent free and odorless
- Without water, does not cause swelling of the parquet

SPATULABLE SIKA ADHESIVE

REFERENCE	TYPE	CAPACITY	€/PIECE
ACCSIKAADSPAH6000	INSTALLATION ACCESSORY	4KG	32.00

MAGNET ADHESIVE BACKING



Adhesive backing for magnet installation

- Roll of 5 meter linear
- Used to receive slabs equipped with scratch pads
- Suitable for floor or wall installation

USER INSTRUCTIONS:

- Position the magnetic adhesive backing on the floor or wall.
- Smooth out to obtain a perfectly flat surface and avoid trapping air bubbles
- Apply the coating provided with the magnet pads

MAGNETIC BACKING

REFERENCE	TYPE	PACKAGING	€/LINEAR METERS
ACCSCRML	INSTALLATION ACCESSORY	AUTO ADHESIVE ROLL	30.00

SOLID OAK SKIRTING



Solid Oak Skirting board 70x20mm

- Thickness 2cm
- Unfinished or oiled
- Several colors on request

SOLID OAK SKIRTING BOARD

REFERENCE	TYPE	PACKAGING	€/LINEAR METERS
ACCPLCHMSST	INSTALLATION ACCESSORY	ML	16.66

DOOR THRESHOLD



- Door threshold T-profile
- Massif du Chêne
- Raw or oiled finish
- Several colors on request

DOOR STEP

REFERENCE	TYPE	PACKAGING	€/LINEAR METERS
ACCSDPCHT	INSTALLATION ACCESSORY	ML	7.85



- Monitoring and recording of temperature and humidity variations
- Long-term follow-up and diagnosis.
- Help and assistance in problem solving.
- Recording of non-modifiable data.
- Can be used for all types of wood coverings.

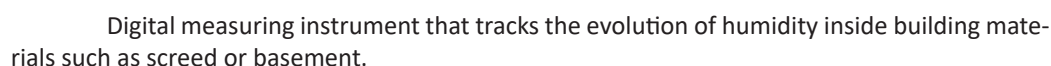
USER INSTRUCTIONS :

- Download the application from the Apple store or the Android shop.
- Register by entering a username and password (3 characters minimum). Complete the requested fields.
- Touch the + sign to add the Fidbox sensor
- Enter the sensor serial number (the last 6 characters on the back of the sensor) and the measurement zone (living room, bedroom, kitchen, etc.)
- Choose the synchronization time you want, you can communicate with the sensor for a period of 2 hours from the chosen time

FIDBOX SENSOR

REFERENCE	TYPE	PACKAGING	€/PIECE
ACCFIDBOX	CAPTEUR RH ET T°	UNIT	230.00

HMBOX SENSOR



- A simple tool for remote measurement of screed and part conditions
- Cost reduction: Avoids expense and unnecessary visits to the installation site
- Predict the perfect time to install the flooring
- The data is accessible for different users from a simple internet browser or smartphone

CAPTEUR HMBOX

RÉFÉRENCE	TYPE	PACKAGING	€ HT PIÈCE
ACCHMBOX	CAPTEUR CHAPE	UNITÉ	640.00



INSTALLATION

Controls before installation

Your surface to be covered must be dry, level and clean:

- **Dry:** less than 3% humidity (and must not allow humidity to rise)
- **Flatness:** 2 mm under a 2 m ruler
- **Clean:** Clean the floor with a broom or vacuum
- **Rigid:** The support must not be friable
- **Favorable acclimatization :** allow the parquet to acclimatize for 1 week before laying under the conditions of use of the parquet (closed and heated site).
This period can be shortened to a few days if the boxes are opened.
The ambient temperature should be between 15 ° C to 25 ° C and the humidity between 45% and 65%.
- **Adherent:** for laying glued parquet

You can use our «HMBox»: to measure the humidity of the screed before the installation of the covering.

2 possible installation methods

Loose laid installation



Fully-glued



Loose laid installation « without glue »

For small, medium and large surfaces

Products compatible with this installation: long grain engineered wood floor

1st step

Spread a 1 mm thick polyethylene underlay. The underlay will be laid perpendicular to the direction of the planks

2nd step

Start laying the planks from one corner of the room, usually parallel to the longest side of the room, with the grooved edge towards the wall and the male towards the center of the room. The planks are assembled together, by tongue and groove gluing on their edges and ends or click-type mechanical assembly

The glue is deposited continuously on the upper cheek of the groove. When the 1st row is finished, a cutout remains which is used to start the 2nd row (provided its length is at least 300mm). If not, it will be possible to reserve it for other finishes. Place wedges to provide a peripheral expansion space of 8 to 10 mm between the wall and the parquet under the plinth

3rd step

The 2nd row is laid against the previous row by applying glue to the assembly. Then conti-

nue in the same way for the rest of the rows. Using a hammer or mallet, finish assembling the planks together

4th step

If necessary, clean any remaining glue that may spill from the joints, using a damp cloth

5th step

For the last row, cut the planks to the correct length. If there is not enough place to lay the wood floor plank, shape it lengthwise to leave enough space to lay the last row of parquet

6th step

To lay the last row, use the knock-on block which makes it easier to fit the planks together

7th step

Remove the expansion shims all around the room, to proceed with the installation of the skirting board that will cover the expansion joint. With the help of a mallet, wedge the wood floor against the skirting boards. Then install the door sills between the junctions and the wood floor and other floor coverings at the level of the separation.

Glued installation « A traditional installation ».

Installation for all the surfaces

Products compatible with this installation: engineered wood floor and long grain wood

Glue-down method

Fully glued :

This is the most common method. This involves gluing the support in small areas.

Apply the glue using a notched spatula in successive 30cm slices. Before laying the parquet and possibly smoothing it for a unfinished wood floor. **Compatible substrates:** ***cement, concrete slab, chipboard, old rigid***

floor, adhesive tiles and plywood.

When the installation is finished:

Wood floor unfinished : once your wood floor is installed, wait at least 3 to 4 days for the wood to stabilize.

Wood floor varnished : after 48 hours, you can use the floored room.

S A M



P L E S





END-GRAIN FLOORS COLOR
SWATCH
16,66€ PIECE



END-GRAIN FLOOR SPECIES
SWATCH 16,66€ PIECE



ENGINEERED SWATCH
12,50€ PIECE



LVT SWATCH
10€ PIECE



PRESTIGE BOX END-GRAIN
FLOOR COLOR
33,33€ PIECE



PRESTIGE BOX END-GRAIN
FLOOR
29,16€ PIECE



END-GRAIN FLOOR BOX
37,50€ PIECE



WALL COVERING BOX
37,50€ PIECE



FITTING DISPLAY
50,00€ PIECE



END-GRAIN FLOOR DISPLAY
299,00€ PIECE



ENGINEERED DISPLAY
170,00€ PIECE



LVT DISPLAY
149,00€ PIECE



SAMPLES PACK
149.16€

W W W . D R A K K A R B O I S . C O M